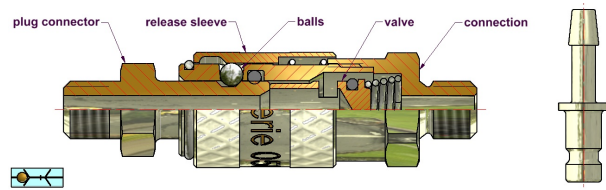


LOW-PRESSURE BRASS COUPLING, 050 - NOMINAL FLOW DIAMETER 2,7 - BRASS, NICKEL PLATED



TECHNIQUE

Single-handed coupling with automatic 3-point locking. Locking elements are balls that are locked by a spring-loaded release sleeve. The uncoupling process is started by pushing the release sleeve back in the direction of the connection. The valve returns to its original position and pushes the plug connector out of the coupling.

ANWENDUNGSBEREICHE

- medical technology
- general industrial supplies
- double shut off
- brass

PRESSURE RANGE

The coupling can be statically loaded up to 35 bar without pulsation.

MATERIALS COUPLING

Connection, basic body, release sleeve and valve	brass, nickel plated
Pressure springs and retaining rings	AISI 302
Balls	AISI 420

MATERIALS GASKET

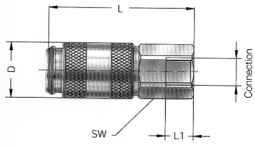
Seals made of nitrile butadiene rubber (NBR)
 Hardness of material 70 Shore
 Temperature range -20°C through +100°C
 Gas permeability coefficient (Ø)=5
 Resistant to mineral oils, fuels, water and watery liquids, fuel gas, hot air and many chemicals (on request)
 If air or ozone are applied, hardening and brittleness (cracking) must be expected.

MATERIALS CONNECTION

Plug connector	brass, nickel plated
----------------	----------------------

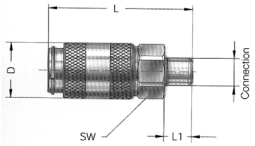
LOW-PRESSURE BRASS COUPLING, 050 - NOMINAL FLOW DIAMETER 2,7 - BRASS, NICKEL PLATED

FEMALE COUPLING



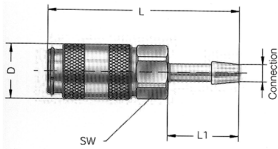
Connection	L	L1	D	SW	Order number
M5	26	5	10	9	050.00.KVNS.IM005.MNP
G1/8	28	7	10	12	050.00.KVNS.IG018.MNP

MALE COUPLING



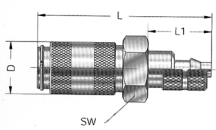
Connection	L	L1	D	SW	Order number
M5	26	5	10	9	050.00.KVNS.AM005.MNP
G1/8	28	7	10	12	050.00.KVNS.AG018.MNP

HOSE TAIL COUPLING



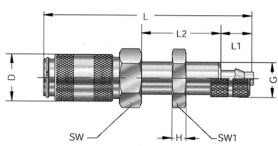
Connection	L	L1	D	SW	Order number
LW3	35	13	10	9	050.00.KVNS.ST003.MNP
LW4	35	13	10	9	050.00.KVNS.ST004.MNP
LW5	35	13	10	9	050.00.KVNS.ST005.MNP
LW6	35	13	10	9	050.00.KVNS.ST006.MNP

QUICK FIT TUBE CONNECTION COUPLING



Connection	L	L1	D	SW	Bestellummer
3x4	33	12	10	9	050.00.KVNS.SV004.MNP
3x5	33	12	10	9	050.00.KVNS.SV005.MNP
4x6	33	12	10	9	050.00.KVNS.SV006.MNP

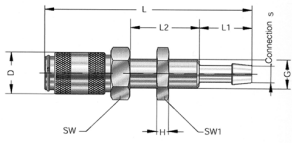
PANEL MOUNT, QUICK FIT TUBE CONNECTION COUPLING



Connection	L	L1	L2	SW/SW1	Bestellummer
3X4	45	7	17	11/11	050.00.KVNS.SSV04.MNP
3X5	45	7	17	11/11	050.00.KVNS.SSV05.MNP
4x6	45	7	17	12/11	050.00.KVNS.SSV06.MNP

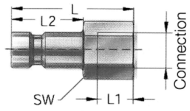
LOW-PRESSURE BRASS COUPLING, 050 - NOMINAL FLOW DIAMETER 2,7 - BRASS, NICKEL PLATED

PANEL MOUNT, STANDARD HOSE TAIL COUPLING



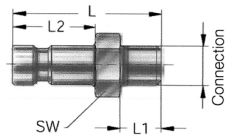
Connection	L	L1	L2	SW/SW1	Bestellummer
LW3	47	13	13	11/11	050.00.KVNS.SST03.MNP
LW4	47	13	13	11/11	050.00.KVNS.SST04.MNP

FEMALE PLUG



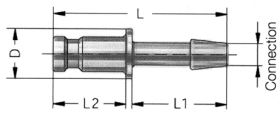
Connection	L	L1	L2	SW	Order number
M5	17	5	10	7	050.00.S000.IM005.MN0
G1/8	19	7	10	12	050.00.S000.IG018.MN0

MALE PLUG



Connection	L	L1	L2	SW	Order number
M5	18	5	10	7	050.00.S000.AM005.MN0
G1/8	20	7	10	11	050.00.S000.AG018.MN0

HOSE TAIL PLUG



Connection	L	L1	L2	D	Order number
LW3	24	13	10	7	050.00.S000.ST003.MN0
LW4	24	13	10	7	050.00.S000.ST004.MN0
LW5	24	13	10	7	050.00.S000.ST005.MN0
LW6	24	13	10	8	050.00.S000.ST006.MN0